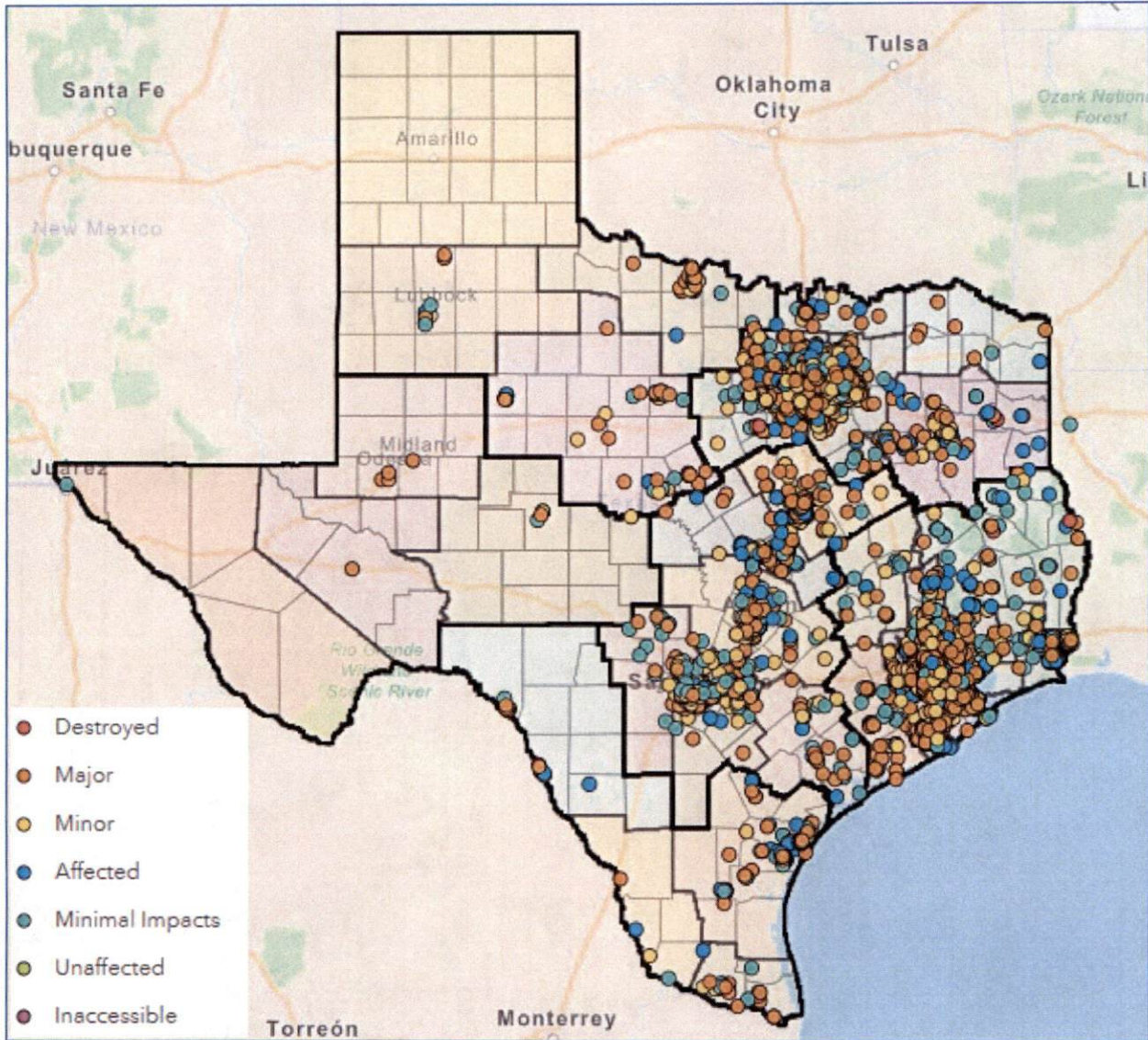


Self-Reporting Damage Survey Data

Morning Report 2-20-2021

Statewide



Dest. & Major	Destroyed	Major	Minor	Affected	Minimal	Total
2,027	21	2,006	704	416	465	3,639
Today: 114	Today: 2	Today: 112	Today: 41	Today: 22	Today: 21	Today: 199

Statewide

Personal Property Damages

Totals are Not Mutually Exclusive

No Electricity

1,311

36.026%

No Natural Gas

117

3.215%

Natural Gas Leak

32

0.879%

HVAC Fail

263

7.227%

No Running Water

2,303

63.287%

Water Main Break

549

15.087%

Frozen Pipes

2,996

82.33%

Flooding Damaged Pipes

1,879

51.635%

Sump Pump Flooding

52

1.429%

Foundation

482

13.245%

Wind Damage

79

2.171%

Roof Damage

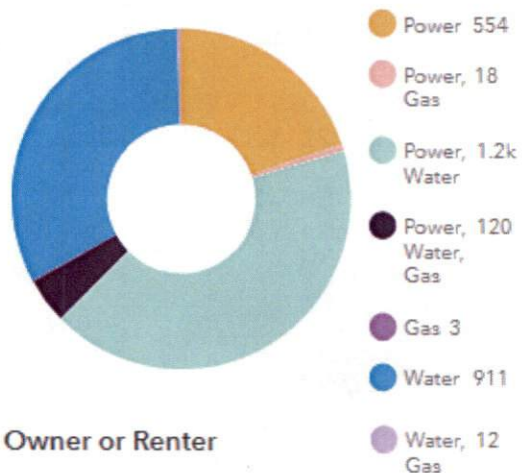
425

11.679%

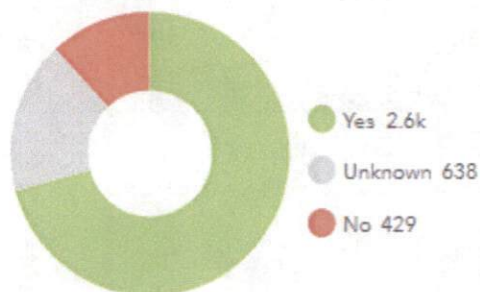
Statewide

Public Utilities

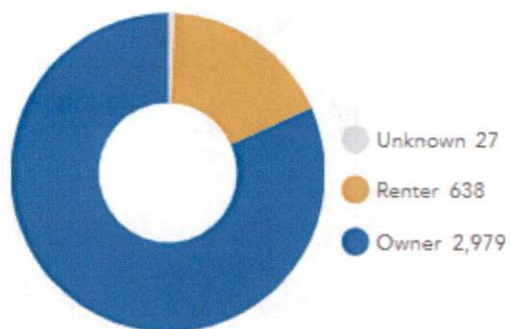
Outages NOT Originating on Property



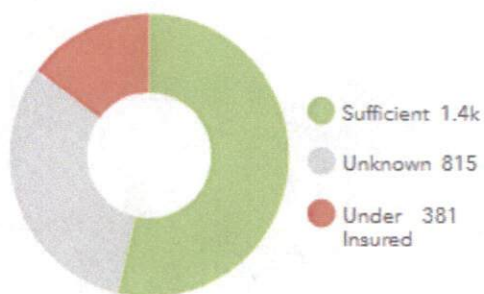
Insured



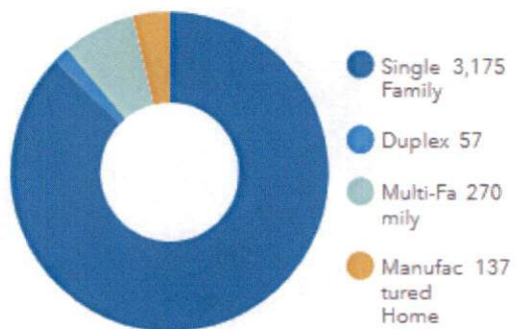
Owner or Renter



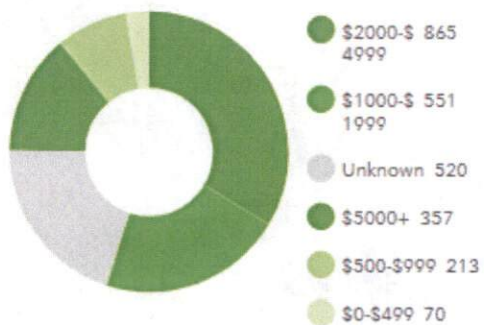
Coverage



Type of Dwelling



Deductible

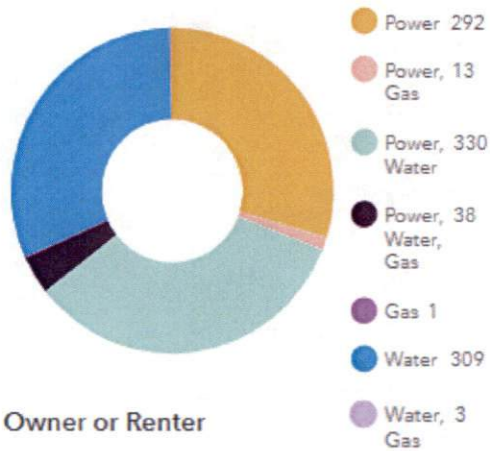


Region 1

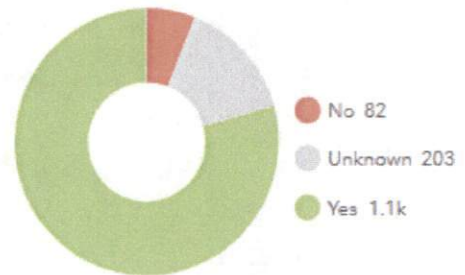
Dest. & Major	Destroyed	Major	Minor	Affected	Minimal	Total
757 Today: 32	4 Today: 0	753 Today: 32	313 Today: 13	143 Today: 7	155 Today: 8	1,374 Today: 60

Public Utilities

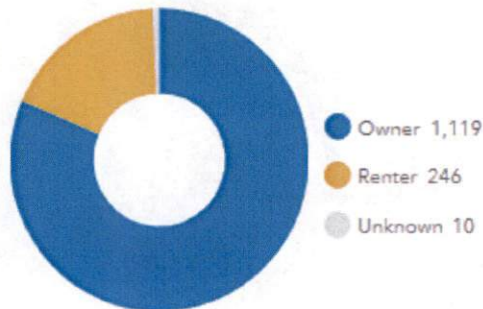
Outages NOT Originating on Property



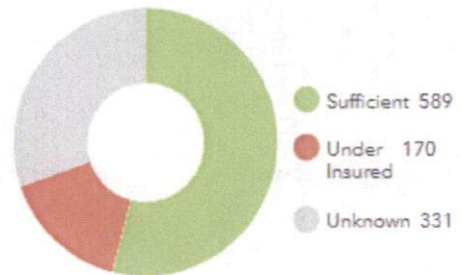
Insured



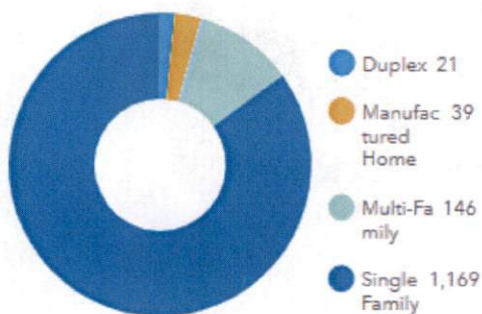
Owner or Renter



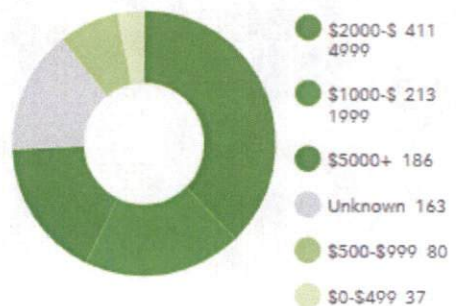
Coverage



Type of Dwelling



Deductible

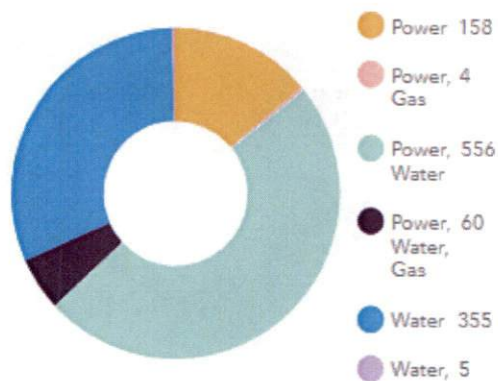


Region 2

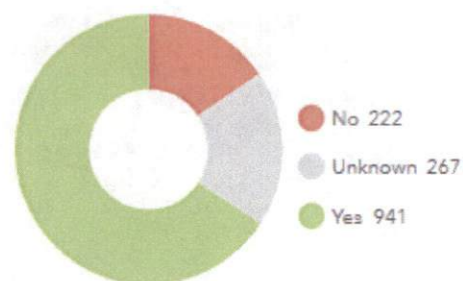
Dest. & Major	Destroyed	Major	Minor	Affected	Minimal	Total
919	15	904	214	153	129	1,430
Today: 64	Today: 1	Today: 63	Today: 14	Today: 10	Today: 7	Today: 95

Public Utilities

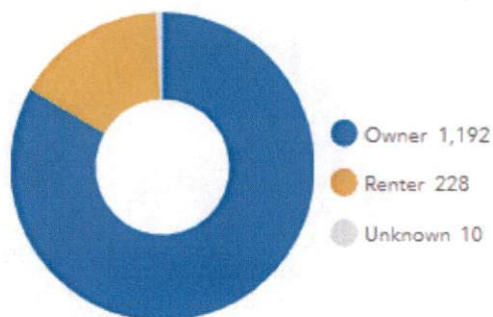
Outages NOT Originating on Property



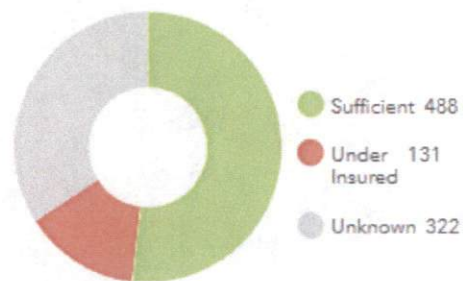
Insured



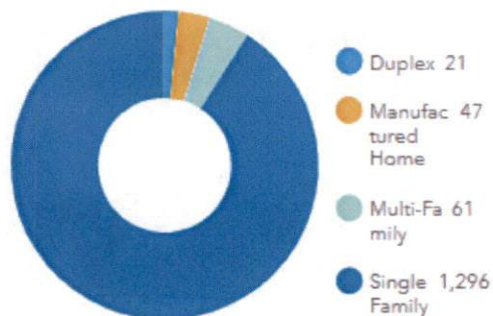
Owner or Renter



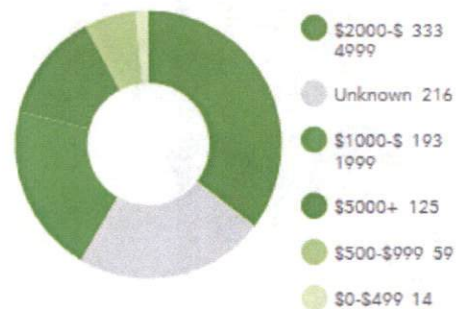
Coverage



Type of Dwelling



Deductible

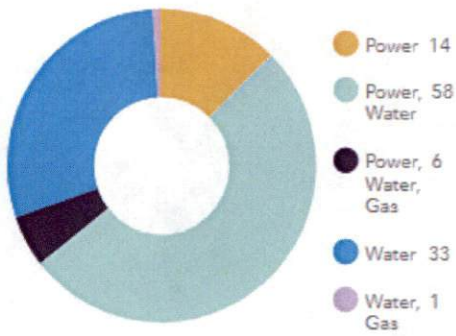


Region 3

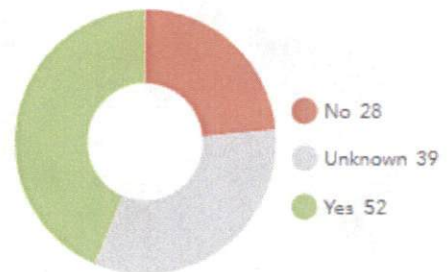
Dest. & Major	Destroyed	Major	Minor	Affected	Minimal	Total
53	0	53	21	18	26	119
Today: 6	Today: 0	Today: 6	Today: 3	Today: 1	Today: 1	Today: 11

Public Utilities

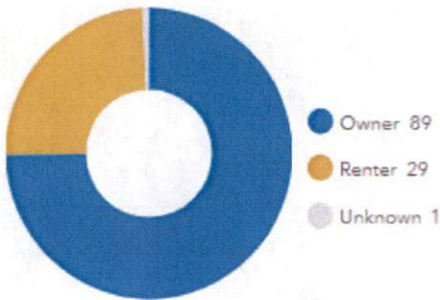
Outages NOT Originating on Property



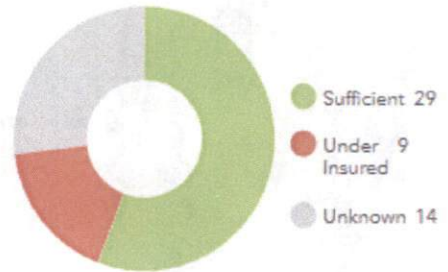
Insured



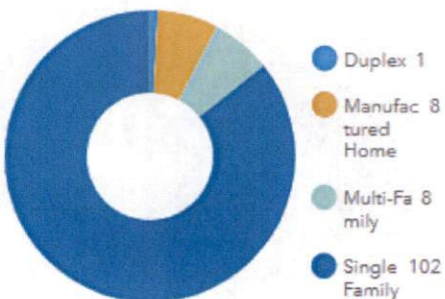
Owner or Renter



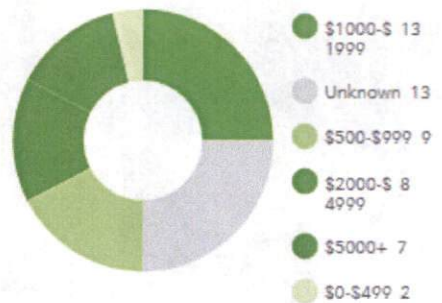
Coverage



Type of Dwelling



Deductible




Region 4

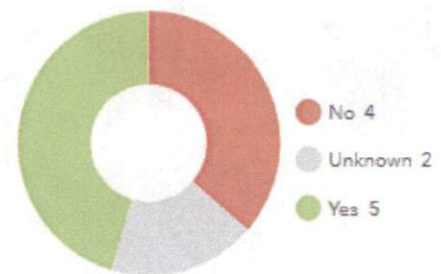
Dest. & Major	Destroyed	Major	Minor	Affected	Minimal	Total
6	0	6	1	1	2	11
Today: 0	Today: 0	Today: 0	Today: 0	Today: 0	Today: 0	Today: 0

Public Utilities

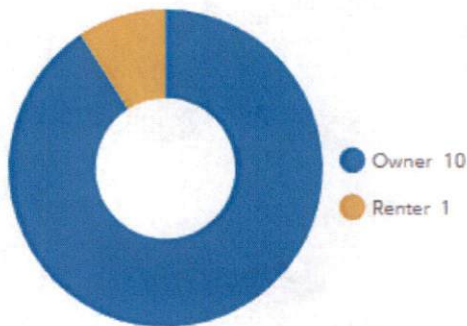
Outages NOT Originating on Property



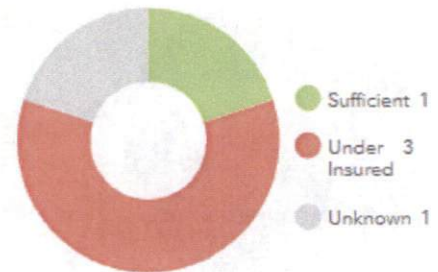
Insured



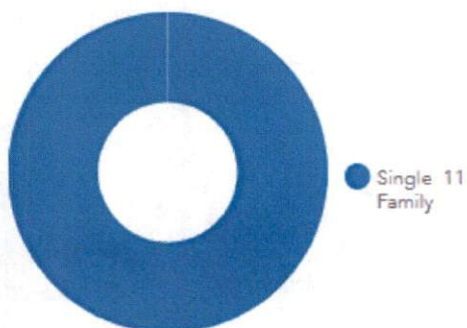
Owner or Renter



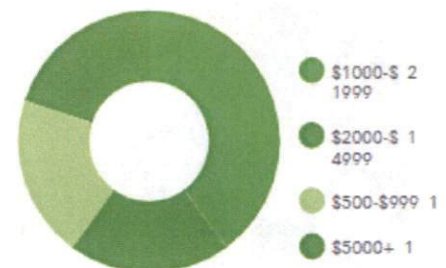
Coverage



Type of Dwelling



Deductible

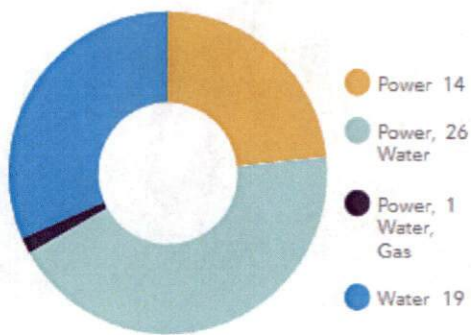


Region 5

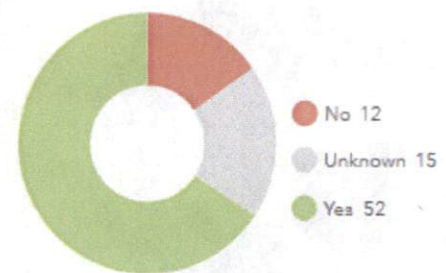
Dest. & Major	Destroyed	Major	Minor	Affected	Minimal	Total
37	0	37	16	10	16	79
Today: 1	Today: 0	Today: 1	Today: 0	Today: 0	Today: 0	Today: 1

Public Utilities

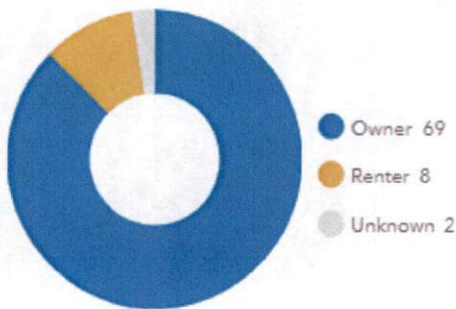
Outages NOT Originating on Property



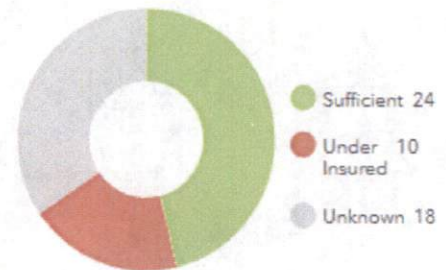
Insured



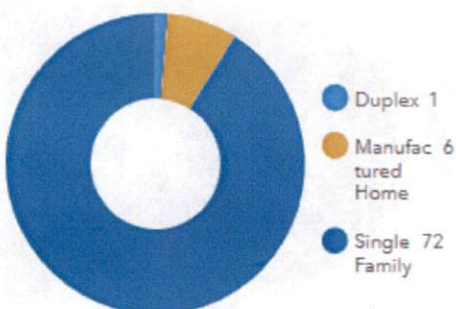
Owner or Renter



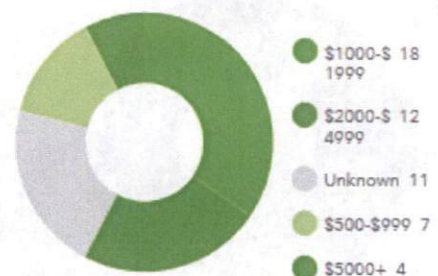
Coverage



Type of Dwelling



Deductible

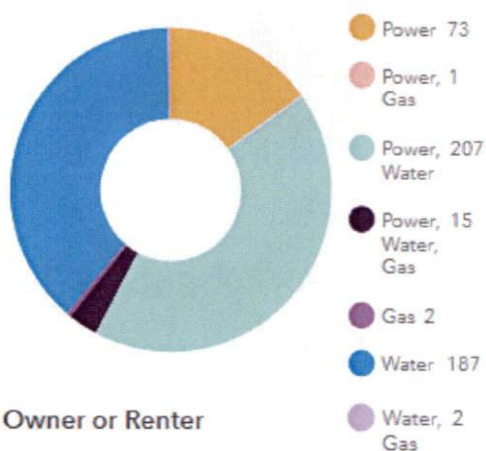


Region 6

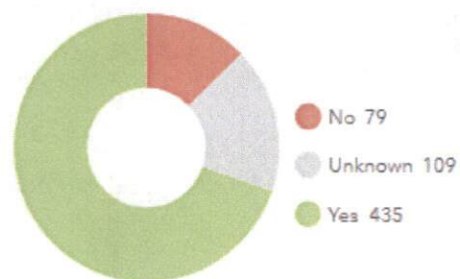
Dest. & Major	Destroyed	Major	Minor	Affected	Minimal	Total
258	2	256	134	93	134	623
Today: 17	Today: 1	Today: 16	Today: 12	Today: 7	Today: 4	Today: 41

Public Utilities

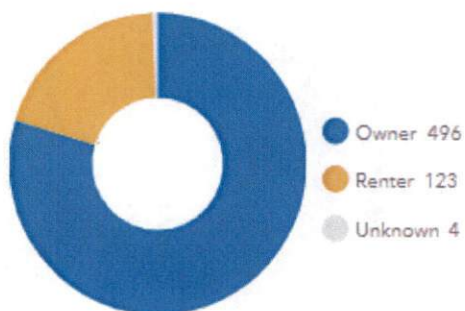
Outages NOT Originating on Property



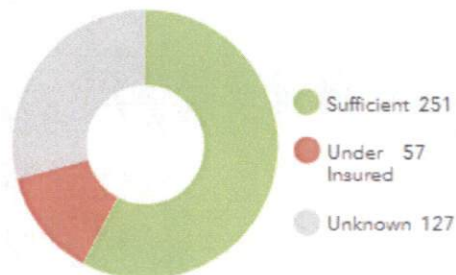
Insured



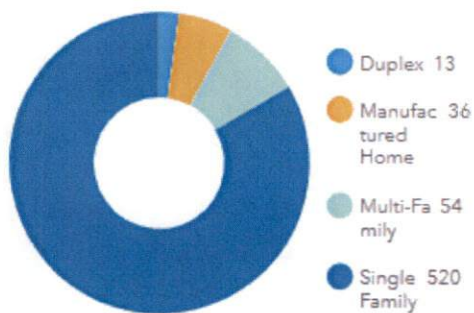
Owner or Renter



Coverage



Type of Dwelling



Deductible

